



UNION  
DEPOT  
SAINT PAUL




# Paper Snowflake

**EASY**

Celebrate Union Depot Hub for the Holidays at home with festive snowflake decorations.

1. Cut out along the outside line.
2. Create a triangle by folding diagonally.
3. Fold in half again to create a smaller triangle.
4. Fold the left and right sections toward the back.
5. Clip out the gray areas.
6. Unfold and enjoy.





UNION  
DEPOT  
SAINT PAUL




# Paper Snowflake

**EASY**

Celebrate Union Depot Hub for the Holidays at home with festive snowflake decorations.

1. Cut out along the outside line.
2. Create a triangle by folding diagonally.
3. Fold in half again to create a smaller triangle.
4. Fold the left and right sections toward the back.
5. Clip out the gray areas.
6. Unfold and enjoy.





UNION  
DEPOT  
SAINT PAUL




# Paper Snowflake

**EASY**

Celebrate Union Depot Hub for the Holidays at home with festive snowflake decorations.

1. Cut out along the outside line.
2. Create a triangle by folding diagonally.
3. Fold in half again to create a smaller triangle.
4. Fold the left and right sections toward the back.
5. Clip out the gray areas.
6. Unfold and enjoy.





UNION  
DEPOT  
SAINT PAUL




# Paper Snowflake

## INTERMEDIATE


Celebrate Union Depot Hub for the Holidays at home with festive snowflake decorations.

1. Cut out along the outside line.
2. Create a triangle by folding diagonally.
3. Fold in half again to create a smaller triangle.
4. Fold the left and right sections toward the back.
5. Clip out the gray areas.
6. Unfold and enjoy.





UNION  
DEPOT  
SAINT PAUL




# Paper Snowflake

## INTERMEDIATE

---


Celebrate Union Depot Hub for the Holidays at home with festive snowflake decorations.

1. Cut out along the outside line.
2. Create a triangle by folding diagonally.
3. Fold in half again to create a smaller triangle.
4. Fold the left and right sections toward the back.
5. Clip out the gray areas.
6. Unfold and enjoy.





UNION  
DEPOT  
SAINT PAUL



# Paper Snowflake

## INTERMEDIATE

Celebrate Union Depot Hub for the Holidays at home with festive snowflake decorations.

1. Cut out along the outside line.
2. Create a triangle by folding diagonally.
3. Fold in half again to create a smaller triangle.
4. Fold the left and right sections toward the back.
5. Clip out the gray areas.
6. Unfold and enjoy.

